

THE WORLD'S No.1
SMART ROBOT
COFFEE KIOSK



CONTACT US

The Future of Coffee

The 5.5th Generation Robot Coffee Kiosk

50 Seconds

COFE is designed for ultimate convenience, making freshly brewed coffee with an average of 50 seconds each cup.

24/7 Service

COFE robot barista operates non-stop, 24/7, all year round, providing all day stable automatic service.

300+ Cups

With high materials utilization rate, COFE can make over 300 cups with only one refill.

70+ Flavors

With 70+ flavors, COFE offers freshly ground coffee and customizable mocha, chocolate, matcha latte, and more!

2.5 m²

Occupying less than 2.5 square meters, COFE seamlessly elevates any space with its elegant design and perfect coffee artistry.

100% Transparent

With clear and visible production process, COFE is committed to meeting strict hygiene standards and preventing pollution.



CONTACT US

Multimagotrade.com
+40-758-667-671

COFE Benefits

1. A 24-hour café

COFE robot café operates non-stop, 24/7, all year round.

2. 0 site selection risk

Our robot café is easy to transport and relocate, with a low cost of trial-and-error.

3. 0 off-season

While traditional physical cafés have to endure losses due to low customer flow after entering the long off-season, COFE can easily move to high-season areas.

4. 0 risk of loss

The cost of COFE is only 1/5 of that of traditional physical cafés. With only 30 minutes of maintenance per day, it can continuously produce 300 cups of drinks with one supplyment, and 1 employee can manage 5- 10 robotic stores.

5. High revenues

By cutting down on the 80% costs of labor, training, rent, and operation, COFE creates significant gross profit growth with high-tech revolution.

6. 0 decoration difficulty

It doesn't need design, decoration and refurbishment with a durable and long-lasting coating which can last up to 10 years.

7. Stable quality

With its ability to replicate the finesse of a champion barista 100% automatically, COFE focus on what truly matters – delivering a stable high-quality coffee experience.

8. 0 pollution

COFE gets away from labor-intensive industry, high energy-consumption, material waste and the problem of garbage disposal.

9. Weekly new products to meet diverse preferences

It can learn new recipes in 1 second, launch new drinks in global markets in 1 week. You can win the local market with its fast update speed, limitless new products, and minimal waste.

10. New trends in future

The unique service makes it a natural influencer with high network flow and a new fashion label of city life.



CONTACT US

100% Premium Quality



Freshly Ground Beans

COFE allows to use 2 types of fresh, high-quality coffee beans to freshly ground for every cup, ensuring peak aroma and flavor.



Fresh Raw Materials

COFE supports fresh milk, milk alternatives, premium cacao powder, matcha power and top-notch flavored syrups, delivering the finest coffee experience by using high-quality raw materials.



AI Plus

Our self-developed AI combined with the state-of-the-art robotic arm, COFE robot barista can make beverages that are consistently delicious, meeting the highest standards of quality for coffee lovers everywhere.



100% Consistent Quality

Guaranteed

COFE utilizes advanced brewing technology and strict quality control measures to ensure a consistent, exceptional coffee experience for all of your customers, every time.



CONTACT US

Customizable Options for Your Taste

1 Variety of Coffee Options

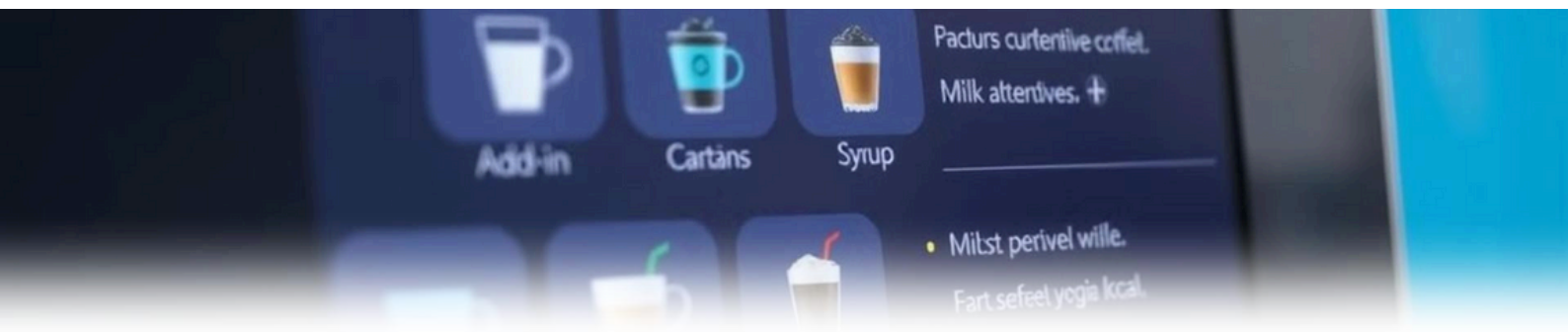
COFE offers a wide array of coffee choices, from classic espresso and lattes to specialty drinks like Caramel Salted Mocha and Japanese Matcha Latte.

2 Personalized Preferences

Customers can customize their drinks with milk or milk alternatives, coffee beans, and flavored syrups, tailoring their coffee experience to their exact taste.

3 Strength and Temperature Control

COFE robot batista allows users to adjust the strength and temperature of their drinks, ensuring a perfect cup to suit their individual preferences.



CONTACT US

Multimagotrade.com
+40-758-667-671

Compact and Efficient Design



Space-Saving Design

COFE is designed to be compact and space-efficient, making it ideal for a variety of locations, from small office spaces to busy urban environments.



Minimal Maintenance

Daily maintenance such as refilling and cleaning, only needs around 30mins for each machine per day. According to current experience, 1 person can take in charge over 5 machines each day.



Energy Efficiency

COFE incorporates energy-efficient components and optimized brewing processes, minimizing its environmental footprint and reducing operating costs.



Environment optimization

From high-end hospitality residence to coffee shops, COFE perfectly complements many refined atmospheres with its fusion of technology and elegance.



CONTACT US

Technical Specifications



Machine Size: 1800mm x 1300mm x 2180mm

Gross Weight: 800 kg

Coffee beans: double coffee bean hopper

Drink Temperature: iced/hot

Adjustable Sugar Level: no sugar/less sugar/standard sugar/more sugar

Optional Milk: 2 types

Optional Syrup: 6 types

Toppings: 4-7 kinds of powder or granules

Coffee Bean Capacity: 1.2 kg per hopper *2; optional 2.5 kg per hopper *2

Cup capacity: at least 250pcs 12oz cups and 175pcs plastic cups

Lid capacity: at least 150pcs

Water capacity: customisable 6 buckets (18-24L each)

Milk capacity: 4 bags of milk (10-15L each)

Electricity voltage: default 220V/50Hz, optional 380V/50Hz

Average/ Peak Machine Power: 3500W/5000W

Menu language: customisable (available in 27+ languages)

Placement: indoor/outdoor

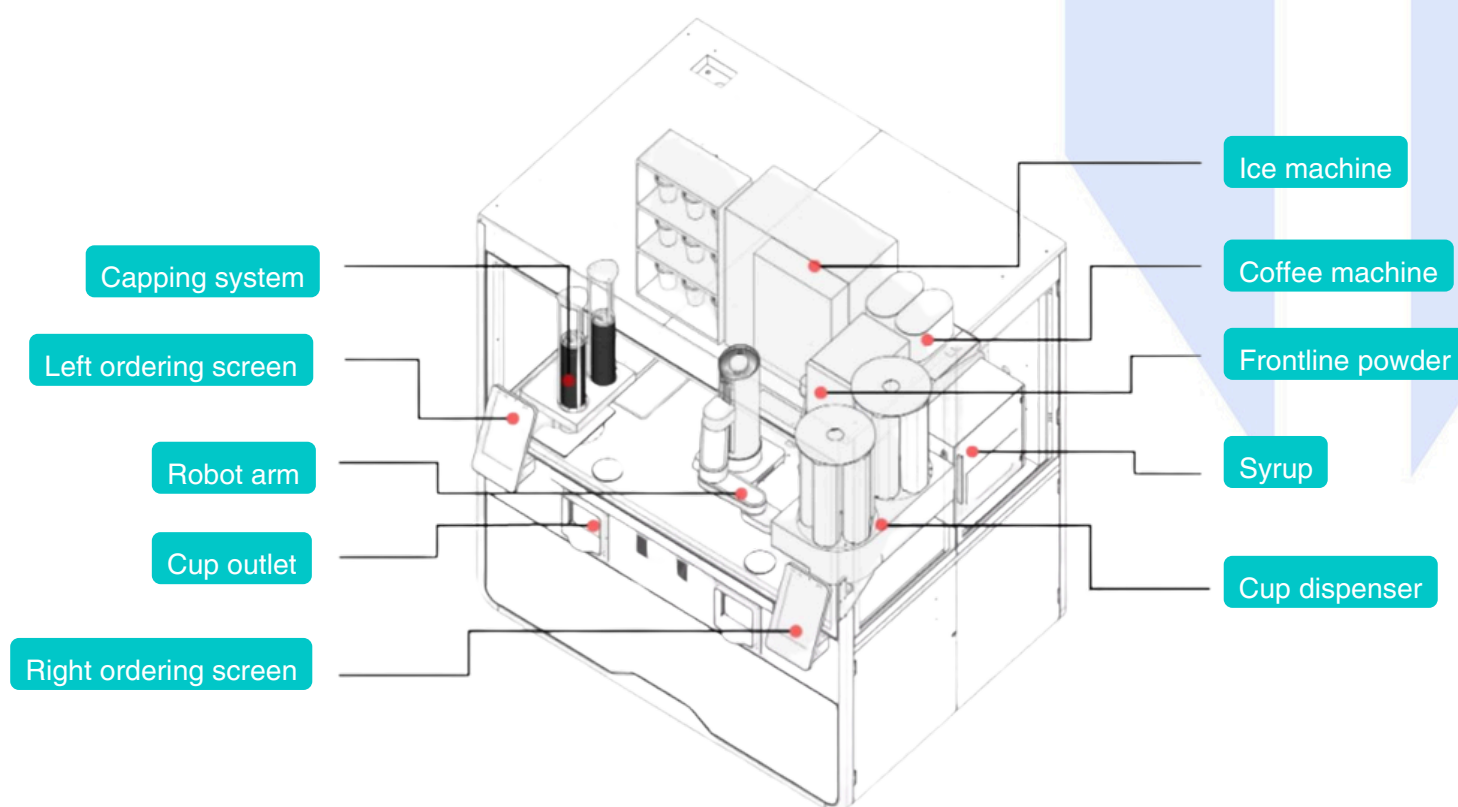
Running time: 24 hours per day, 365 days (intelligent sleep mode at night)



CONTACT US

Multimagotrade.com
+40-758-667-671

Product Diagram



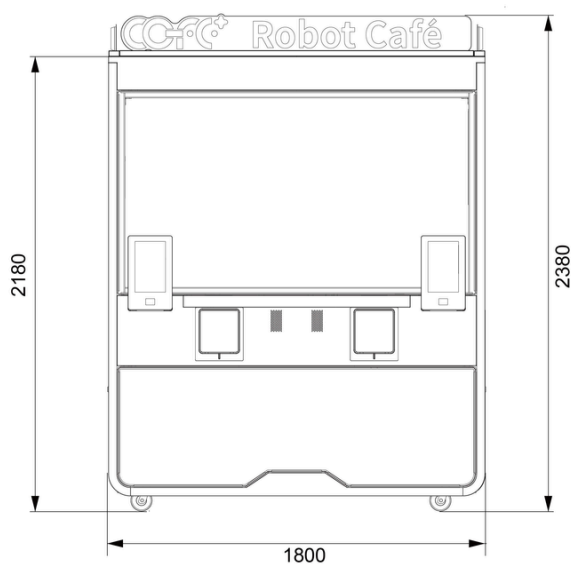
Customizable LED signage Power: 220V-240V Single phase, Peak power 5Kw, Rate power 3.5Kw
 Water: Barreled water or tap water
 Drain: Floor drain or internal waste water tanks.
 Weight: Approx. 800KG
 Networking: Fixed Ethernet connection recommended, Compatible with LTE networks and 4G

Passed CE and Food contact materials(FCM) certification

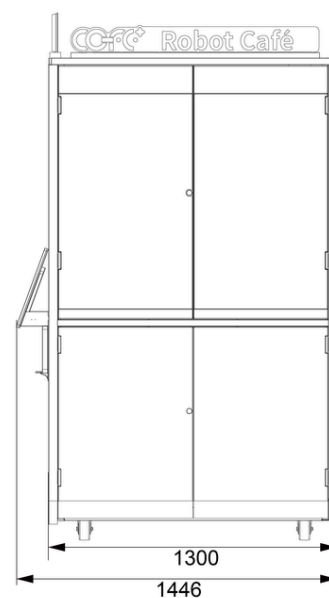


CONTACT US

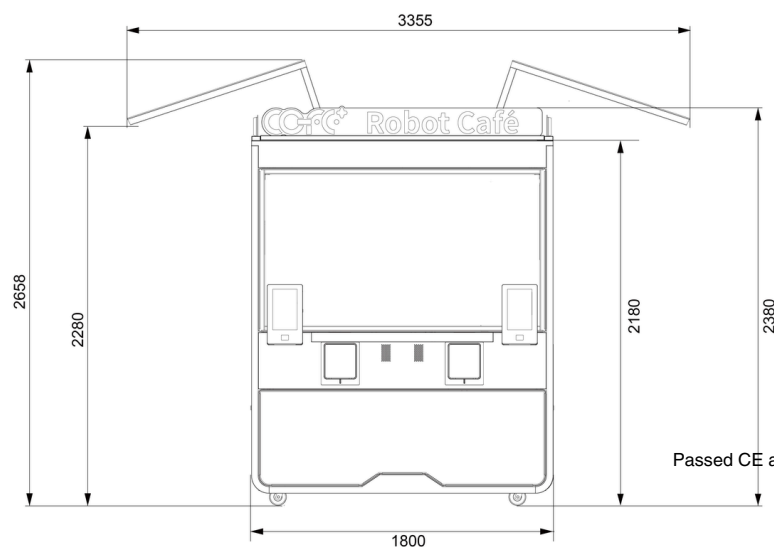
Multimagotrade.com
+40-758-667-671



FRONT VIEW



RIGHT VIEW



FRONT VIEW (with wings)

Passed CE and Food contact materials(FCM) certification



CONTACT US

COFE 5.5th Generation Robot Barista

The current COFE product line features the Indoor Robot Coffee Kiosk, Outdoor Robot Coffee Kiosk, Robot Coffee Counter, Robot Coffee Bar, and Corner Robot Coffee Shop.

Powered by our robust foundation in research, extensive operational experience, and widespread location network, the 5.5th Generation Robot Barista incorporates cutting-edge technologies to deliver seamless coffee customization and efficient preparation through AI-driven algorithms, intuitive smart interfaces, and integrated global payment systems.



CONTACT US

Multimagotrade.com
+40-758-667-671

COFE Robot Portfolio



Outdoor Robot Coffee Kiosk

COFE Outdoor Robot Coffee Kiosk operates non-stop, 24/7, all year round in outdoor locations. With a low cost of trial-and-error, it is easy to transport and relocate, fully realizing the freedom of site selection.



Robot Coffee Counter

From high-end offices to chic coffee shops, COFE robot coffee counter seamlessly elevates any space with its elegant design and perfect blend of sophistication and coffee artistry.



CONTACT US



Robot Coffee Bar

COFE Robot Coffee Bar provides all visitors with advanced beverage services and unparalleled social experience. It innovatively upgrades an unique leisure social & meeting space full of technology and innovation.



Corner Robot Coffee Shop

COFE Corner Robot Coffee Shop offers 24/7 operation with low costs, minimal maintenance, high durability, and an innovative experience that blends technology with coffee culture for all passengers.



CONTACT US

COFE Outdoor Robot Coffee Kiosk

A 24-hour outdoor café

The outdoor coffee kiosk operates non-stop, 24/7, all year round in almost any locations. From early morning to late-night, it keeps on meeting the various needs of every customer throughout the day.

0 site selection risk

The kiosk is easy to transport and relocate, with a low cost of trial-and-error. If there is a poor performance, it can be easily relocated and continue operating in a better location, fully realizing the ultimate goal of revenue increasing.

Withstand various climate conditions

The kiosk is designed to withstand various environmental conditions such as high temperatures, low temperatures, and harsh weather conditions like rain and strong winds.

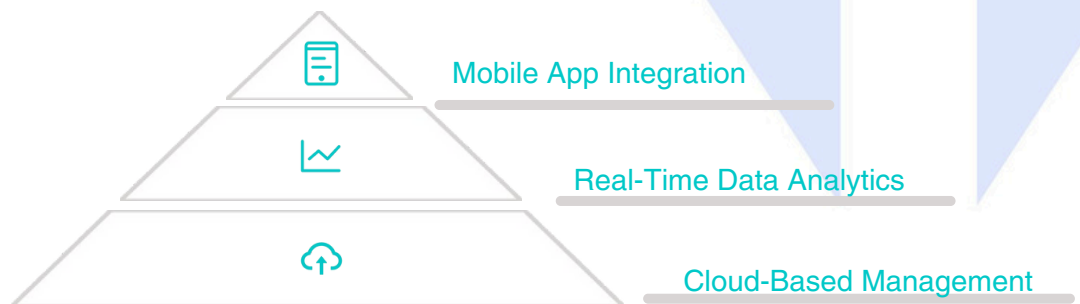


CONTACT US

Multimagotrade.com
+40-758-667-671

COFE Smart Store Brain

Seamless Integration and Connectivity



COFE seamlessly integrates with a cloud-based management platform, providing real-time data analytics on sales, inventory, and customer preferences. This data can be accessed through a mobile app, enabling owners to manage the kiosk remotely, optimize operations, and personalize the customer experience.



CONTACT US

Multimagotrade.com
+40-758-667-671

Main Function

Intelligent statistics of data

- Automatically collects and organizes business data, and categorizes and displays it to facilitate users' quick understanding of key indicators. Provide data statistics and analysis functions to help users evaluate performance.

Fault List Alerts

- Automatically monitor abnormal data in business processes (insufficient inventory, etc.) and generate real-time error lists and alerts. Provide different alerts (e.g., pop-up and push notifications) to ensure that problems are handled in a timely manner.

Inventory Management

- Updates inventory status in real time and supports quick query according to different devices. Provide inventory alert function to prompt replenishment or deal with expired inventory to optimize the efficiency of inventory management.

Real-time

- Data and information can be viewed anywhere, anytime, without waiting, to keep track of key indicators in real time.

Intelligent Operation

- Applying built-in AI technology, data statistics and analysis can be performed automatically, reducing manual operation and improving work efficiency.



CONTACT US

Multimagotrade.com
+40-758-667-671

Advantage & Strength

- **Real-time Error Reminder**

Automatically generate error list and timely reminders to help users quickly find problems and reduce the risk of errors and omissions.

- **Convenient Inventory Management**

Supports real-time inventory update, provides accurate inventory information and reduces inventory shortage.

- **Mobility and Flexibility**

Data management, inventory viewing and problem handling can be done via cell phone, suitable for multi-scenario working mode.

- **User-friendly interface**

Simple and intuitive design, no need for professional training to quickly get started, suitable for different users.

- **Save Costs**


Reduce the investment of human resources and time costs, and at the same time reduce the economic losses caused by errors or mismanagement of inventory.



CONTACT US

Multimagotrade.com
+40-758-667-671


Menu: Customize Flavours




Order Queue

There are currently **99** drinks in the queue.


A0000
brewing...


Caro
in bay 1



Helena
in bay 2

...
Jone
waiting...



CONTACT US


Outlook Customization



Moonlight White



CLassic Wood



Black-Gold Limited Edition



CONTACT US

COFE vs Traditional Coffee Shops

Traditional Coffee Shop

12 hours.

Be exposed to dust and insect pests.

Unstable taste leading to complaints.

Cannot achieve full sterilization standards.

2-4 minutes a cup.

Business
Hours

Environ-
ment

Quality

Cleaning
Process

Efficiency

COFE Robot Cafe

All-weather:
24 hours per day.

Fully enclosed:
Constant temperature and dust-free.

Constant standard:
0 fluctuation without distortion.

All day purification:
High tech sterilization.

High efficient:
50 seconds a cup.



CONTACT US

Individual differences are significant.

High opening cost make it difficult to make profits.

Improper location selection result in high store closure costs.

Labor cost in service industry is high, and there is a general shortage of skilled workers.

The business of physical chain enterprises is facing annual rigid growth pressure.

Higher retail prices for most coffee shops.

Service
Attitude

Store
Opening
Cost

Closing
Cost

Labor
Cost

Rent
Cost

Price

Fully intelligent:

Stable and consistent service standards.

Global First :

New commercial type with the lowest opening cost.

Complete savings: Convenient transportation, flexible relocation, and low closing cost.

Fully automatic:

Unattended, intelligent services.


2.5 square meters:

Small space with large energy.

Fair price:

High-quality and affordable products.

We are here...



CONTACT US

Multimagotrade.com
+40-758-667-671

We are everywhere!



CONTACT US